


## Part List – mechanical –



*Xperia™ X Compact*  
*F5321*



Part List Mechanical/



1	Part List .....	3
2	Revision History .....	9


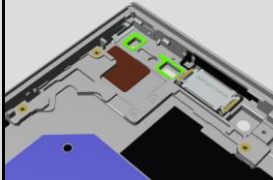

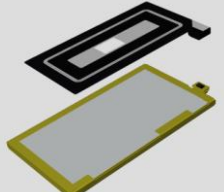



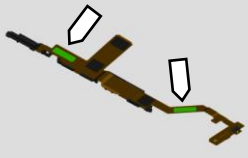

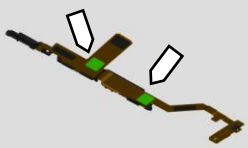


## 1 Part List

The following parts are available for order in 'E-star'.

The 'E-star' name of a part may often be complex and even confusing, so the name of certain parts mentioned in the Working Instructions, Repair Movies and Troubleshooting Guide are often referred to by a simple descriptive name for better understanding.

Both names (designations) will in that case be included in this Part List, where the name being used in the documents mentioned above is underlined, e.g. Battery Cover.

RLC, Reversed Logistic Classification column for replaced part handling, See the Spare part handling chapter in Mechanical/Generic Repair Manual (1220-1333).


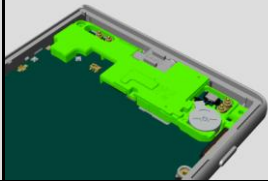

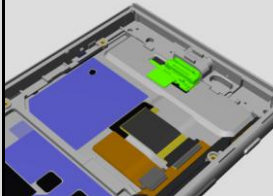


Designation	Part No.	RLC	Part	Location
Adhesive 3LED <b>Initially included in Front Assy</b>	1301-7386	C		
Adhesive Battery	1301-7535	C		
Adhesive Holder FPC Sensor	1302-1033	C		
Adhesive RF FPC Key Rect <b>Initially included in Front Assy</b>	1302-1644	C		
Adhesive RF FPC Key SQ <b>Initially included in Front Assy</b>	1302-1637	C		
Adhesive Vib	1302-1032	C		

Designation	Part No.	RLC	Part	Location
Adhesive WP Audio Jack	1294-6794	C		
Adhesive WR Cover Rear	1301-7579	C		
Adhesive WR Mic1	1301-7388	C		
Adhesive WR Mic2	1301-7389	C		
Adhesive WR Receiver <b>Initially included in Front Assy</b>	1301-7431	C		
<u>Ant NFC Flex</u> FICTIVE Ant NFC Flex	1301-7866	C		
<u>Battery</u> Battery 2570mAh	1303-8269	C		
<u>Cap Mic1</u> Cap Mic1 Sub Assy	1303-0140	C		

Designation	Part No.	RLC	Part	Location
<u>Cap Tray Assy</u> Cap Tray Assy Black Cap Tray Assy Blue Cap Tray Assy White	1304-1918 1304-1920 1304-1919	C		
Chat Camera	1303-1631	B		
<u>Cover Rear</u> Cover Rear Sub Assy Black Cover Rear Sub Assy Blue Cover Rear Sub Assy White	1301-7541 1301-8365 1301-8363	B		
<u>Fingerprint Sensor</u> Fingerprint Sensor Assy	1304-1903	B		
<u>Frame Main</u> Frame Main Sub Assy	1301-7530	C		
<u>Front Assy</u> Front Assy Black Front Assy Blue Front Assy White <b>Initially contained Adhesive WR Receiver, Loudspeaker, Panel Top and Panel Bottom.</b>	1304-1869 1304-1872 1304-1871	A		
Holder FPC Sensor	1301-7528	C		
Holder NFC Antenna	1301-7537	C		

Designation	Part No.	RLC	Part	Location
Jack FPC Module	1300-8691	C		
Key FPC	1300-8693	C		
Label MoP	1301-7586	C		
Liquid Indicator <b>Initially included in Frame Main</b>	1275-3307	C		
Loudspeaker <b>Initially included in Front Assy</b>	1287-2024	C		
<u>Main Camera</u> FICTIVE Main Camera	1301-5925.	B		
<u>Panel Bottom</u> Panel Bottom Black Panel Bottom Blue Panel Bottom White <b>Initially included in Front Assy</b>	1301-7582 1301-8377 1301-8375	C		
<u>Panel Top</u> Panel Top Black Panel Top Blue Panel Top White <b>Initially included in Front Assy</b>	1301-7378 1301-8352 1301-8350	C		

Designation	Part No.	RLC	Part	Location
Relay FPC	1301-7435	C		
<u>Screw</u> Screw M1.2*4.2	1294-9877	C		
<u>Sensor FPC</u> Sensor FPC Module	1303-7812	C		
Sheet Jack	1301-7430	C		
Sheet Protection PBA	1302-1031	C		
Sheet Slider MOP	1302-0113	C		
Spacer CN Battery	1301-7581	C		
Spacer CN Battery FPC	1303-2138	C		

Designation	Part No.	RLC	Part	Location
<u>Speaker Box</u> Speaker Box Sub Assy	1302-1917	C		
USB FPC Module	1306-1560	C		
Vibrator	1264-2341	C		



## 2 Revision History

Rev.	Date	Changes / Comments
1	2016-Sep-01	Initial release